

Blowers Green Primary: School at Home **Year 1**

Week 2, Day 1: Monday 30th March 2020



E-mail: yearone@blowers.dudley.sch.uk

Good morning Class 1!

Below are your 'School at Home' tasks for today along with any links and resources which will help you to complete your home learning.

As always, you can e-mail me any questions you might have on the e-mail address above. You can also e-mail power point or word-processed tasks to me so I can provide you with feedback on your learning.



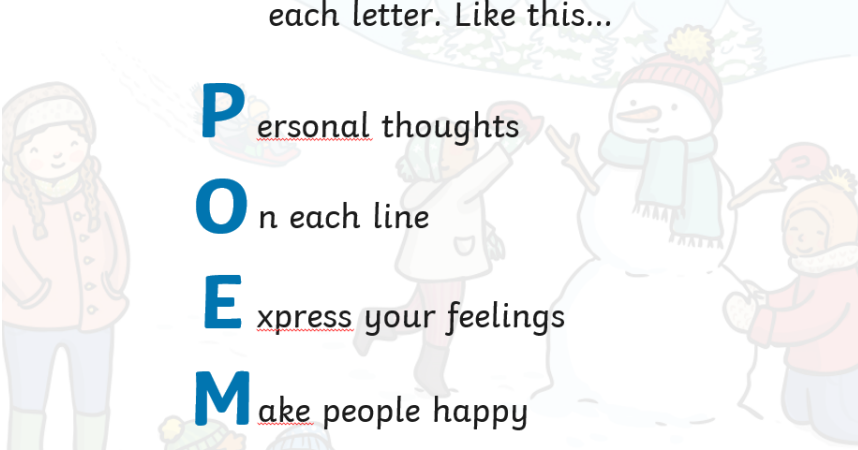
All supporting materials and tasks are at the bottom (after the table below). Keep scrolling down to find them!






Good luck and well done for continuing your learning and working so hard! I can't wait to see your work.

Remember all of your written work should be in your best kinetic letters.

Mrs Perry

P.S Remember, you also have your challenges to work on!

Subject	Task	Link/Resources
<p>Literacy</p> <p>Our focus for this week is poetry</p>	<p>Task 1 - Poetry</p> <p>Each day this week we will be focusing on a different form of poetry and we will link it to a different season.</p> <p>Today we will focus on the season of winter and acrostic poems.</p>	<p>Poetry is written by a poet.</p> <p>When a poet writes a poem, they try to get you to use your imagination or feelings when you are reading it. They do this by thinking about what words mean and how they sound. The poet might change the order of words to make them sound a certain way.</p> <p>Sometimes poems have rhyming words in them.</p> <p>Poetry is meant to be read out loud.</p> <h3 style="text-align: center;">What Is an Acrostic Poem?</h3> <p>Then, you think of words or phrases beginning with each letter. Like this...</p>  <p>Personal thoughts On each line Express your feelings Make people happy</p> <p>Choose a word associated with the season of winter. Use this word to create an acrostic poem. There is a template below if you wish to use it.</p>
<p>Numeracy</p> <p>Our focus for this is Time.</p> <p>To tell the time to the o'clock and half past.</p>	<p>Task 1 - Introduction to time</p> <p>Games associated with time.</p> <p>Task 2 - Create a clock face</p>	<p>Play the game - What's the time Mr Wolf</p> <p>One child is chosen to be Mr Wolf and stands at the facing the wall. The others stand in a line as far back from Mr Wolf as the space allows and shout 'What time is it, Mr Wolf?'. Mr Wolf replies by saying an o'clock time. The others move the corresponding amount of steps towards Mr Wolf. Repeat. When the children are close to Mr Wolf, Mr Wolf may shout, 'Dinner time!' and chase the children, at which point the other children try to escape back to their line. If Mr Wolf catches one of the children, this child becomes Mr Wolf for the next round.</p> <p>What can you do in a minute?</p> <p>Use a timer, how many claps, star jumps can you do in a minute?</p> <p>Cut out and assemble the Analogue Clock Face Template, using a split pin to hold the pieces together. Template below. Or create your own! 😊 Talk about each part of the clock (face, minute hand, hour hand, numbers) . Use your clock to tell the time to the hour. Take a photo and send it to me!</p>
<p>Phonics</p>	<p>Task 1 - Phonics Challenges</p>	<p>Look at the things around the room. Can you spot any words that contain any of these sounds? Can you hear</p>

		the other sounds in the word too? Try writing some of them down. er, aw, or, ie, ea
RE: The Easter Story	RE - The Easter Story - Story sequencing	<p>Read the PowerPoint story of Easter (PP sent as an attachment) Use the story sequencing cards below to sequence (order) the story of Easter. Alternatively you could create your own story sequence cards.. 😊</p> <p>Take a photo send please send it to me via email. yearone@blowers.dudley.sch.uk</p>
Science: Seasons To complete across the week.	<p>Task 1 A set of posters - one poster for each season</p> <p>Spring Summer Autumn Winter</p>	<p>Show off your knowledge! Create a poster for each season. Use a range of pictures/materials/collage/words/sentences. Let your imagination run wild! Please send me a photo or email it to me if you have completed it on the computer. You could even complete it on Purple Mash if you wish!</p> <div style="display: flex; justify-content: space-around; align-items: flex-start;">    </div> <div style="display: flex; justify-content: space-around; align-items: center; margin-top: 10px;">   </div>
	Task 2 (optional) - Seasons Dance	<p>Create a dance which symbolises one of the seasons, or all of them if you wish. Record the dance and send it via email. 😊 yearone@blowers.dudley.sch.uk</p> <p>Example:</p> <p>Spring Dance</p> <p>During the spring, lots of flowers grow. Think about how a flower grows from a bulb or a seed. Create a movement sequence to represent a growing flower. Remember to start as small as a seed or bulb and then slowly stretch different parts of your body. You could use your legs as the roots, your body as the stem and your arms as the leaves or petals.</p> <p>Winter Dance</p> <p>Think about these winter activities: • Building a snowman • Rolling and throwing a snowball • Putting on warm clothes to go out in the snow • Making snow angels Choose one action from each activity and combine them into a wintery dance.</p> <p>Summer Dance</p>

		<p>Lots of people go to the beach in the summer. They might play lots of games, including beachball. Think about the movements in a game of beachball (throwing and catching at different heights, hitting the ball back to another player, etc.). Put some of the movements together to make a short dance.</p> <p>Autumn Dance</p> <p>In the autumn, the leaves change colour and fall from the trees. Think of some words to describe the different ways that the leaves move as they fall to the ground (e.g. twisting, turning, shooting, gliding, etc.). Can you be an autumn leaf falling to the ground? See if you can move your body in a different way each time.</p>
--	--	--

W
I
N
T
E
R



S

N


O

W

D

A

Y



Clock Face Template

You will need:

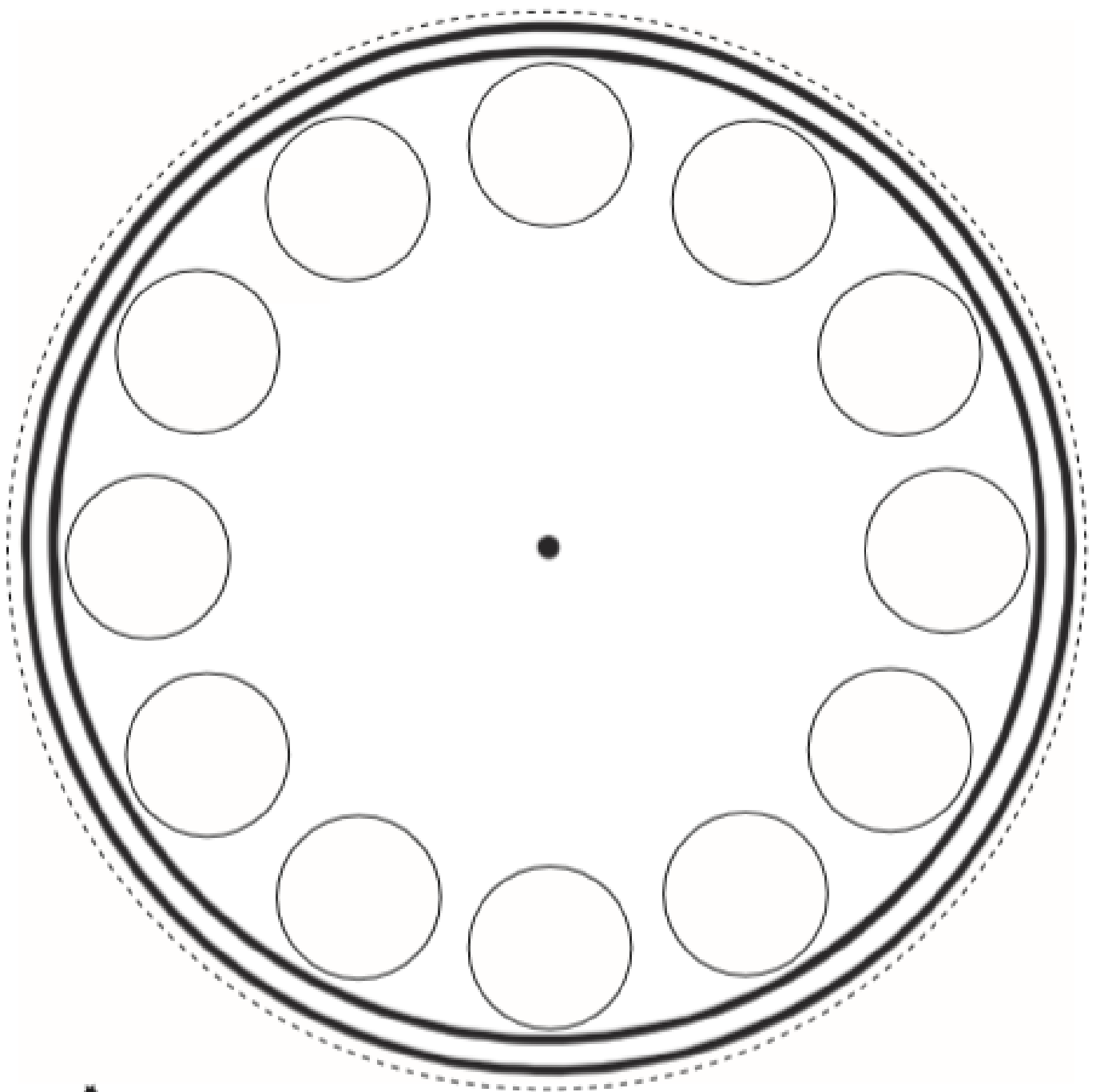
Scissors

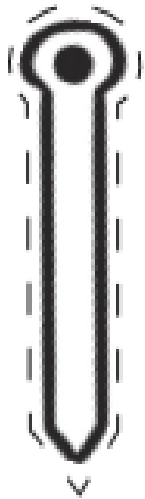

A split pin

Cut out the clock face and the hands.

Stick the numbers on in the correct place.

Attach your hands with a split pin.






Clocks

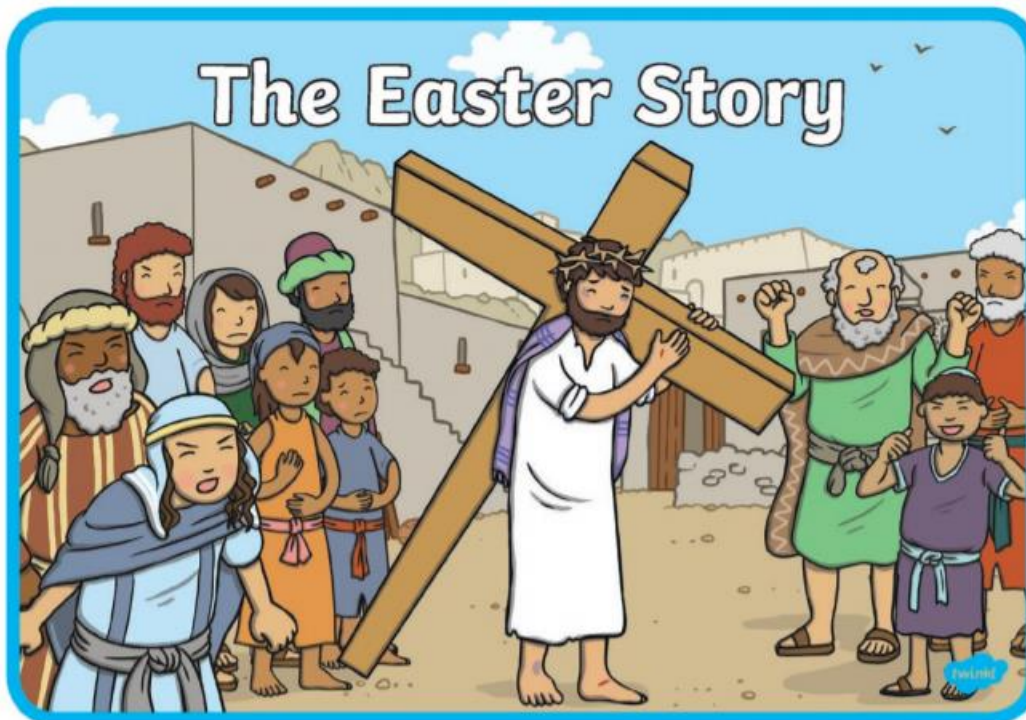
Time is measured in years, months, weeks, days, hours, minutes and seconds. We use clocks to measure time.

There are **24** hours in a day, which is made up of **2** lots of **12** hours.

12 hours in the first half of the day and **12** hours in the second half of the day.

1 hour is made up of **60** minutes.





Jesus arrived in Jerusalem on Palm Sunday. The people were happy to see Jesus and waved palm branches.



Judas was one of Jesus' special friends. The important people gave Judas money to tell them where Jesus was so they could arrest him.




Jesus had a special dinner called a Passover meal with his friends. This meal is now known as the Last Supper.




Judas told the important people where Jesus was. Jesus was arrested.



Jesus had to carry a heavy cross through the streets of Jerusalem.



Jesus died on the cross. His friends and family were very sad.



Jesus visited his friends before going to heaven.

